All Users | Add comparison +

Custom Mar 6 - Jul 21, 2026

Reports snapshot

Active users 13K | New users 13K | Average engagement time per active u 2m 27s

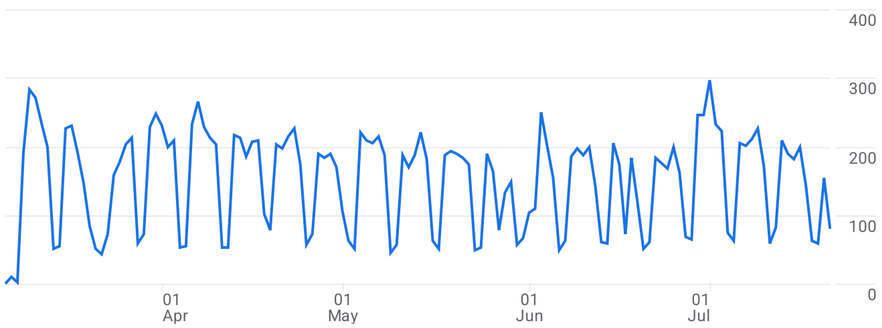

New users by First user primary channel group (Default ...

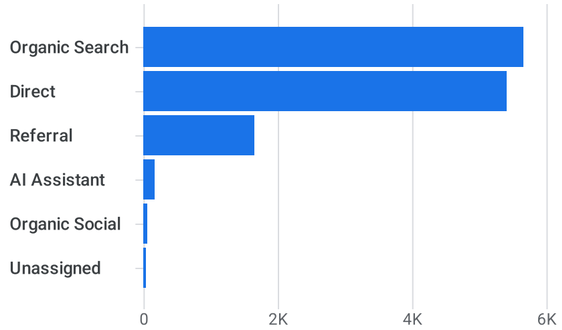

View user acquisition →

Sessions by Session primary ch...

SESSION PRIMARY ...	SESSIONS
Organic Search	17K
Direct	11K
Referral	5.8K
Unassigned	380
AI Assistant	295
Organic Social	61

View traffic acquisition →

Active users by Country

COUNTRY	ACTIVE USERS
Malaysia	7.5K
Singapore	3.3K
United States	743
China	369
Germany	181
India	148
Thailand	143

View countries →

User activity over time

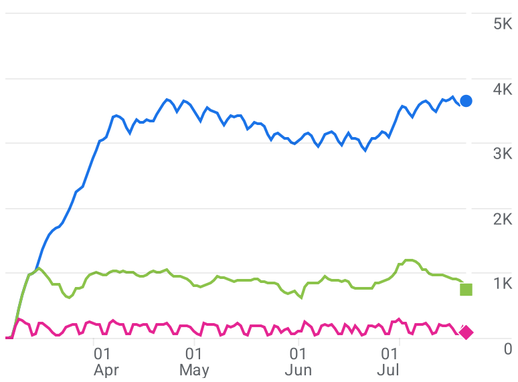

30 DAYS 3.6K
7 DAYS 740
1 DAY 80

User activity by cohort

Based on device data only

	Week 0	Week 1	Week 2	Week 3	Week 4	Week 5
All Users	100.0%	4.7%	2.8%	2.6%	1.9%	2.0%
Jun 7 - Jun 13						
Jun 14 - Jun 20						
Jun 21 - Jun 27						
Jun 28 - Jul 4						
Jul 5 - Jul 11						
Jul 12 - Jul 18						

6 weeks ending Jul 18

View retention →

Views by Page title and screen class

PAGE TITLE AND SCREEN ...	VIEWS
Home	20K
System Marginal Price	5.9K
Generation Tariff	5.8K
Generation Info & Tariff	5.2K
Market	4.9K
About Single Buyer	4.7K
Automatic Fuel Adjustment (...	4.4K

View pages and screens →

Event count by Event name

EVENT NAME	EVENT COUNT
page_view	90K
user_engagement	71K
session_start	35K
scroll	29K
first_visit	13K
file_download	1.5K
click	532

View events →

Key events by Event name

EVENT NAME	KEY EVENTS

No data available

Average 120d value by First user primary channel group (Default Channel Gro...

No data available

RM0.00 RM0.20 RM0.40 RM0.60 RM0.80 RM1.0

View user acquisition cohorts →

Items purchased by Item name

ITEM NAME	ITEMS PURCHASED

No data available

View ecommerce purchases →

Key events by Platform

No data available

View tech details →